

FILIPPI F50

T H E N E W F 5 0

Filippi expands the range of products offered

Following years of technical study a complete line of..

Pag. 1

The specific case: F50 1X (women single)

Looking at the new F50 boat, observations above must be applied to the senior ..

Pag. 2

Technical tips to coaches and athletes

Do not be surprised if the bow will remain out of the water, or it seems to show too much ..

Pag. 2

F50 1X (women single)

Length: mt 8.04

Width: cm 27

Weight: Kg 14

Athlete Kg 65-85

FILIPPI EXPANDS THE RANGE OF PRODUCTS OFFERED.

Following years of technical study a complete line of racing boats, dedicated to women rowers is born.

The new F50 follows the winning double F36 (female lightweights) and F44 one of our best selling boats ever. Our attention has been focused to the woman senior single.

In both our physiological and physical studies on how boats react, we have been able to confirm some obvious, but until now not formally codified, considerations. This concerns the inertia action of female athletes on the boat is considerably different compared to that produced by male athletes.

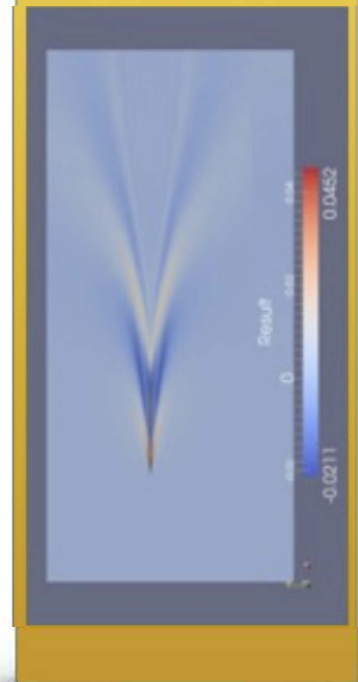
Using specialized software (such as our Kimé), we can understand the dynamics of athletes movement in relation to their equipment. In particular the results of new actions on both the oars, and the boat and the subsequent forces which result.



In short, the differences between the application of these forces in male and female athletes results in lower inertia in female athletes, particularly in the acceleration of the boat by the athlete.

The findings allow Filippi to revise hull design to maximize speed against specific athlete type and design moulds which focus on different athlete dynamics and provide forward speed.

For heavyweight rowers part of useful power is lost into boat pitch."



F50 (WOMEN SINGLE)


The specific case: F50

Looking at the new F50 boat, observations above must be applied to the senior women's catch specific characteristic. A more powerful movement, at this stage of the stroke, determines a swing towards the stern of the boat (pitching), more marked than in lightweight.

This results in a different boat design while maintaining the same philosophy of reduction of the wet surface. That's why we moved the athlete's center of gravity towards the stern, increasing the volume of the hull in this area and stretching the bow while most of the time it'll remain out of the water but will cleave the wave and glide easily even with not ideal race water conditions.

Technical tips to coaches and athletes


Do not be surprised if the bow will remain out of the water, or it seems to show too much pitch, or even balancing results moved backside when boat is at rest. Trust only the times, surely the best, that your athlete will perform. If you have the margin, in the sense that the stern does not go under water during the action, try to move the athlete more and more towards the stern, moving arm and platform in this direction, always check the changes with the times.



The specific case: F50

Looking at the new F50 boat, specifically designed for the unique characteristics of senior woman scullers. Their powerful movement determines a swing towards the stern of the boat (pitching), more marked than in lightweight.

...that's why we moved the athlete's center of gravity towards the stern, increasing the volume of the hull in this area, stretching the bow which glides easily through the waves.



naval tank (CFD)

F50 (Women single)

Using some of the design principles of the popular F39 and applying them specifically to women's needs, we have crafted a speedy and steady shape properly built for the female athlete profile.

